

School vs. Project

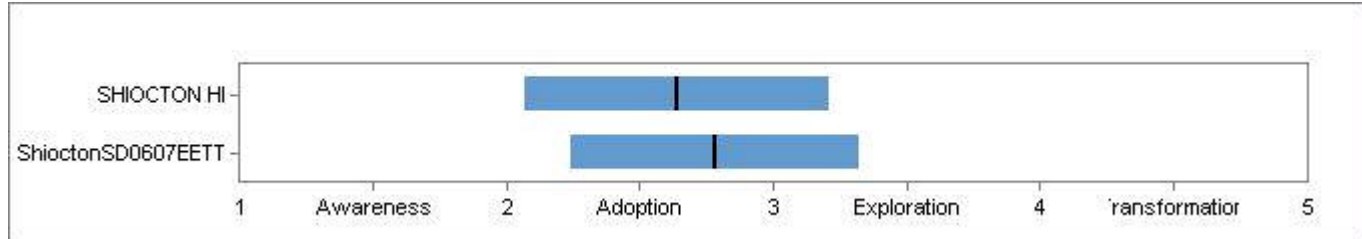
School: SHIOCTON HI

District: SHIOCTON

City: SHIOCTON **State:** WI - Wisconsin

Survey Dates: Feb 1 2007 through Feb 28 2007

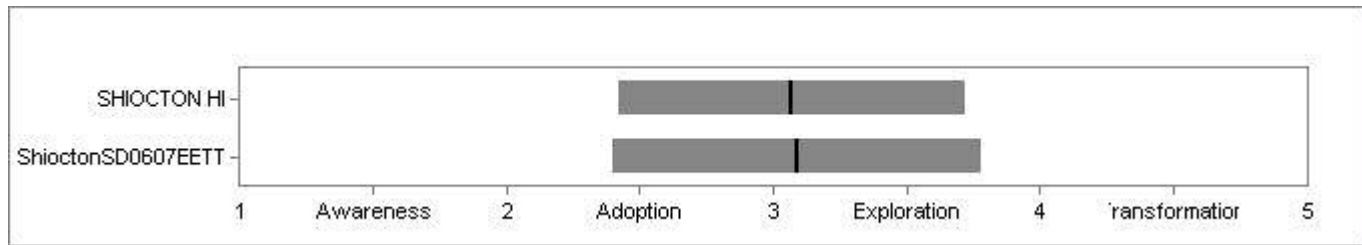
Condition: Forward-Thinking, Shared Vision



SHIOCTON HI: Mean = 2.64 Variation = 0.57

ShioctonSD0607EETT: Mean = 2.78 Variation = 0.54

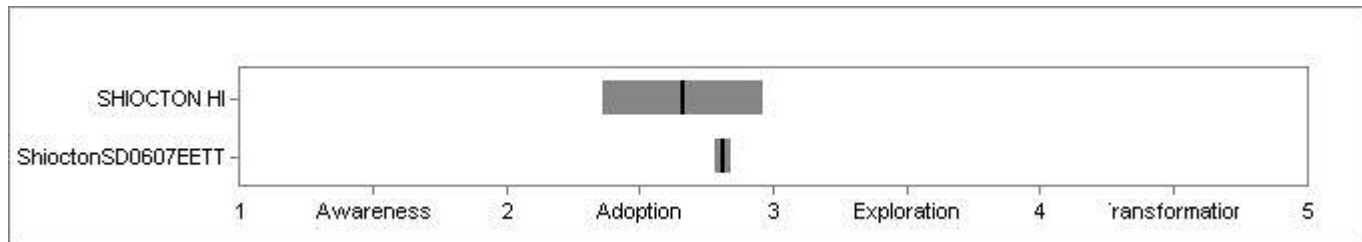
Indicator: Digital-Age Vision for Learners



SHIOCTON HI: Mean = 3.07 Variation = 0.65

ShioctonSD0607EETT: Mean = 3.09 Variation = 0.69

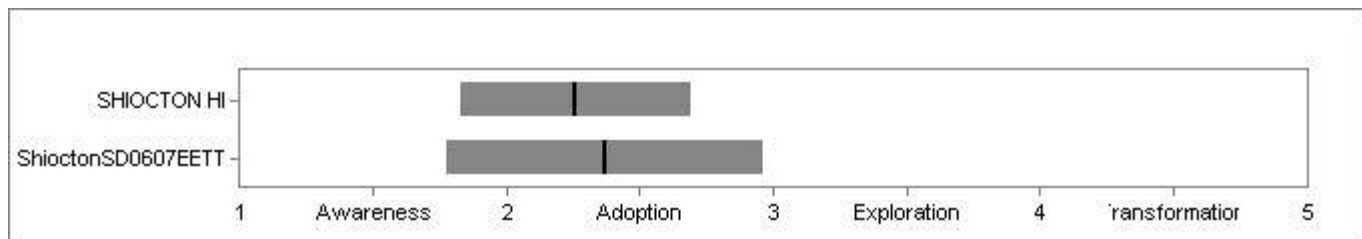
Indicator: Sound Base in Research and Best Practices



SHIOCTON HI: Mean = 2.66 Variation = 0.3

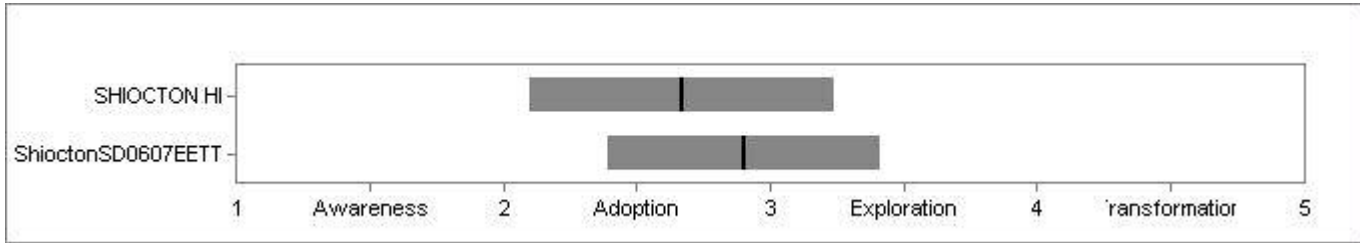
ShioctonSD0607EETT: Mean = 2.81 Variation = 0.03

Indicator: Community Linkages



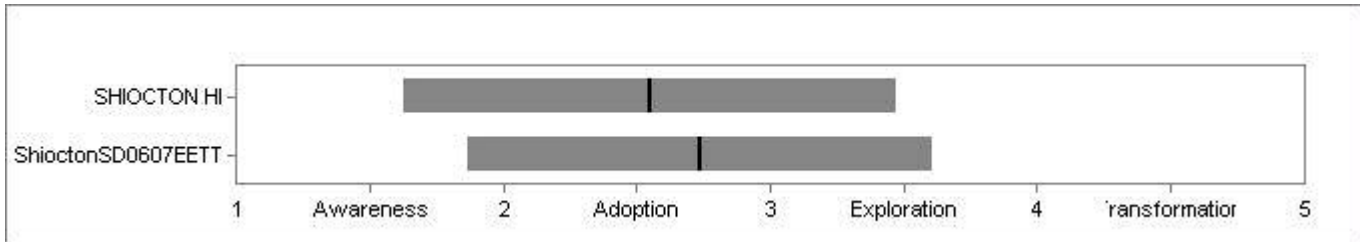
SHIOCTON HI: Mean = 2.26 Variation = 0.43
ShioctonSD0607EETT: Mean = 2.37 Variation = 0.59

Indicator: Stakeholder Commitment



SHIOCTON HI: Mean = 2.67 Variation = 0.57
ShioctonSD0607EETT: Mean = 2.9 Variation = 0.51

Indicator: Communication



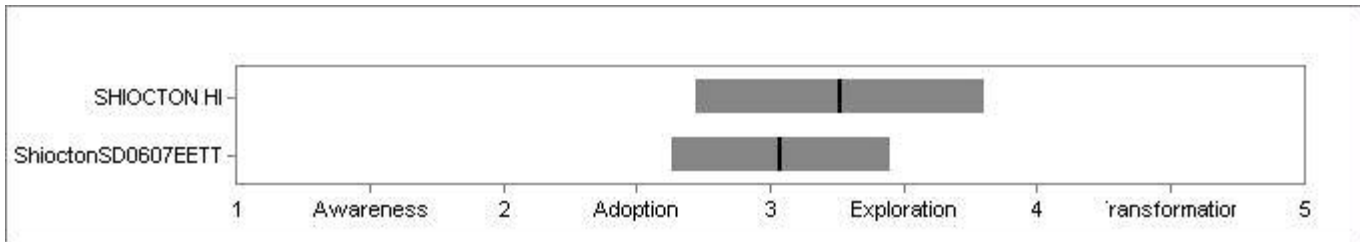
SHIOCTON HI: Mean = 2.55 Variation = 0.92
ShioctonSD0607EETT: Mean = 2.74 Variation = 0.87

Condition: Effective Teaching and Learning Practice



SHIOCTON HI: Mean = 3.43 Variation = 0.29
ShioctonSD0607EETT: Mean = 3.34 Variation = 0.25

Indicator: Learning Environment



SHIOCTON HI: Mean = 3.26 Variation = 0.54
ShioctonSD0607EETT: Mean = 3.04 Variation = 0.41

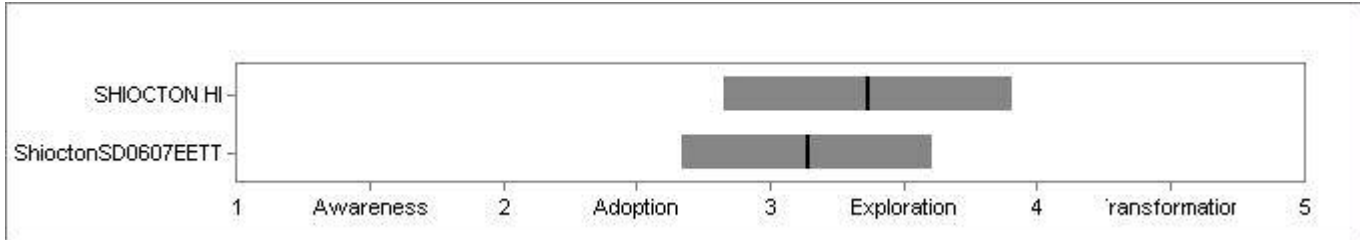
Indicator: Alignment To the Vision



SHIOCTON HI: Mean = 3.61 Variation = 0.06

ShioctonSD0607EETT: Mean = 3.6 Variation = 0.07

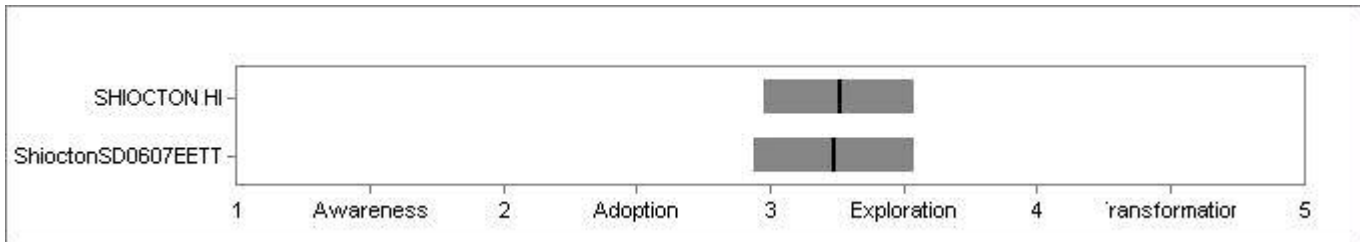
Indicator: Relevance



SHIOCTON HI: Mean = 3.37 Variation = 0.54

ShioctonSD0607EETT: Mean = 3.14 Variation = 0.47


Indicator: Range of Use



SHIOCTON HI: Mean = 3.26 Variation = 0.28

ShioctonSD0607EETT: Mean = 3.24 Variation = 0.3

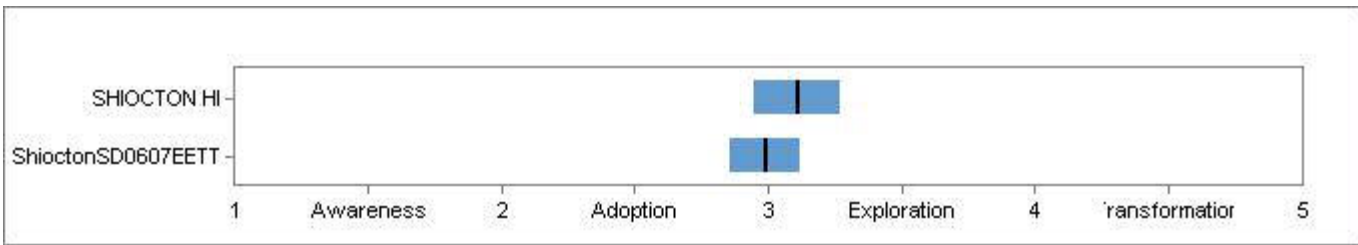
Indicator: Sound Base in Research and Best Practices



SHIOCTON HI: Mean = 3.67 Variation = 0.01

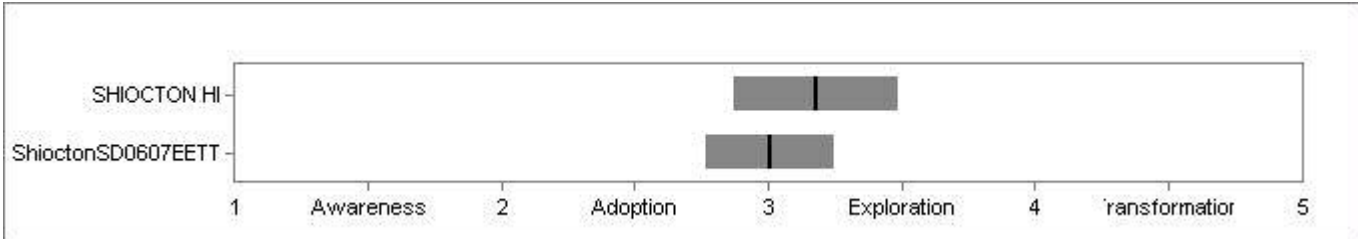
ShioctonSD0607EETT: Mean = 3.67 Variation = 0.01

Condition: Educator Proficiency




SHIOCTON HI: Mean = 3.11 Variation = 0.16
ShioctonSD0607EETT: Mean = 2.99 Variation = 0.13

Indicator: Cultivation of Digital-Age Skills and Processes



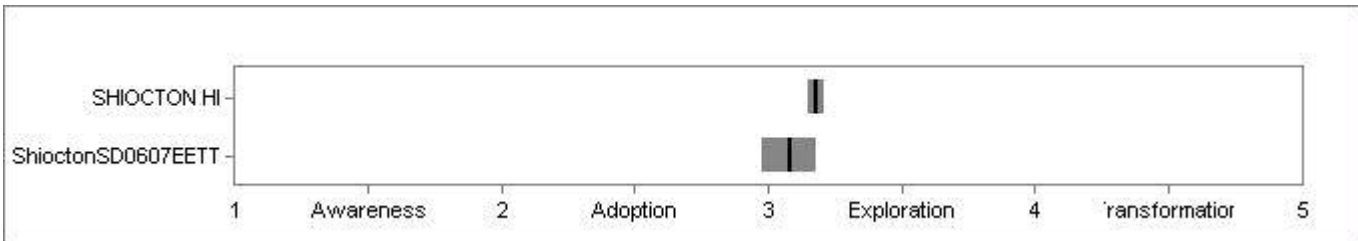
SHIOCTON HI: Mean = 3.18 Variation = 0.31
ShioctonSD0607EETT: Mean = 3.01 Variation = 0.24

Indicator: Planning and Design



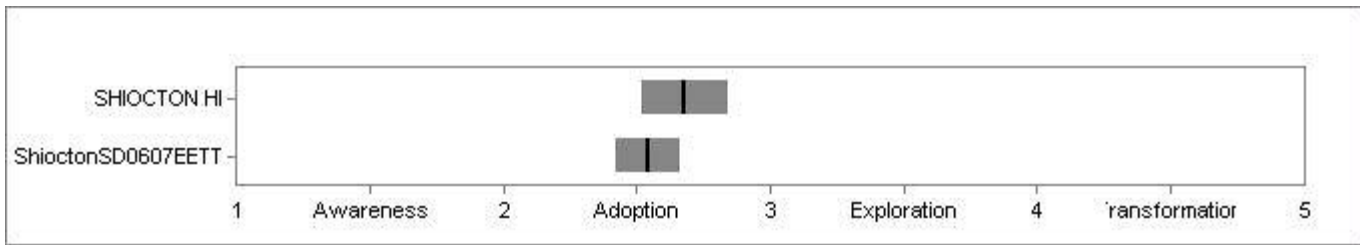
SHIOCTON HI: Mean = 2.93 Variation = 0
ShioctonSD0607EETT: Mean = 2.77 Variation = 0

Indicator: Implementing Technology-Supported Learning



SHIOCTON HI: Mean = 3.18 Variation = 0.03
ShioctonSD0607EETT: Mean = 3.08 Variation = 0.1

Indicator: Assessment Literacy



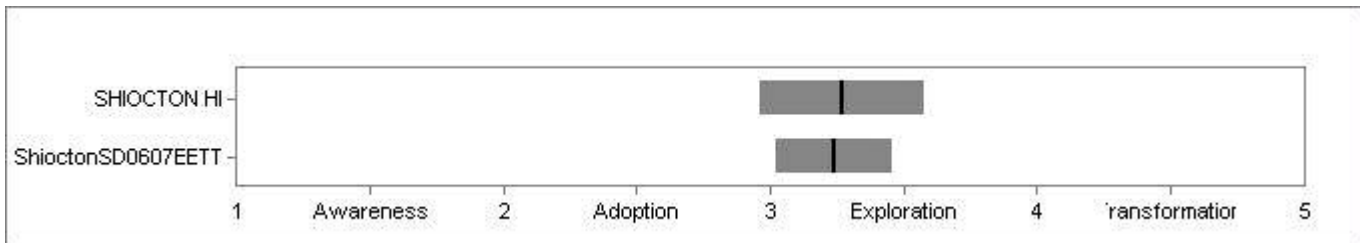
SHIOCTON HI: Mean = 2.68 Variation = 0.16
ShioctonSD0607EETT: Mean = 2.54 Variation = 0.12

Indicator: Professional Practice and Productivity




SHIOCTON HI: Mean = 3.42 Variation = 0.12
ShioctonSD0607EETT: Mean = 3.29 Variation = 0.08

Indicator: Social, Ethical, and Legal Issues



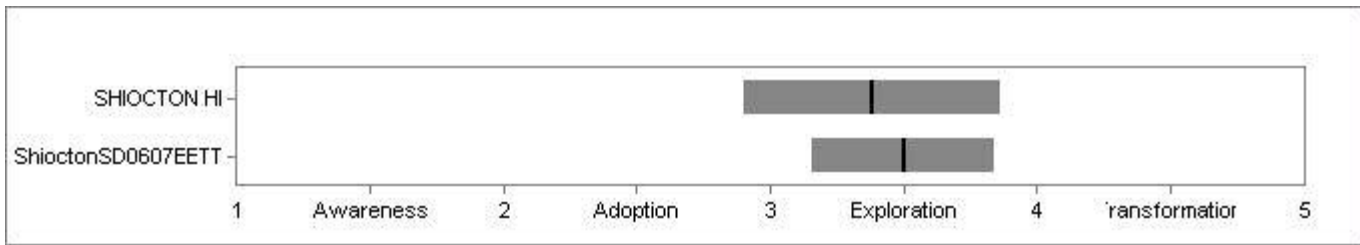
SHIOCTON HI: Mean = 3.27 Variation = 0.31
ShioctonSD0607EETT: Mean = 3.24 Variation = 0.22

Condition: Digital-Age Equity



SHIOCTON HI: Mean = 3.93 Variation = 0.47
ShioctonSD0607EETT: Mean = 3.93 Variation = 0.38

Indicator: Digital Equity: Socioeconomic




SHIOCTON HI: Mean = 3.38 Variation = 0.48
ShioctonSD0607EETT: Mean = 3.5 Variation = 0.34

Indicator: Digital Equity: Gender




SHIOCTON HI: Mean = 4.5 Variation = 0.46
ShioctonSD0607EETT: Mean = 4.57 Variation = 0.34

Indicator: Digital Equity: Race




SHIOCTON HI: Mean = 3.99 Variation = 0.61
ShioctonSD0607EETT: Mean = 4.08 Variation = 0.33

Indicator: Digital Equity: Special Needs




SHIOCTON HI: Mean = 3.76 Variation = 0.16
ShioctonSD0607EETT: Mean = 3.6 Variation = 0.32

Indicator: Digital Equity: Systemwide




SHIOCTON HI: Mean = 4.04 Variation = 0.65
ShioctonSD0607EETT: Mean = 3.92 Variation = 0.58

Condition: Robust Access Anywhere, Anytime




SHIOCTON HI: Mean = 3.77 Variation = 0.29
ShioctonSD0607EETT: Mean = 3.8 Variation = 0.27

Indicator: Technology Resources




SHIOCTON HI: Mean = 3 Variation = 0
ShioctonSD0607EETT: Mean = 3 Variation = 0

Indicator: Connectivity




SHIOCTON HI: Mean = 4.46 Variation = 0.24
ShioctonSD0607EETT: Mean = 4.46 Variation = 0.24

Indicator: Technical Support



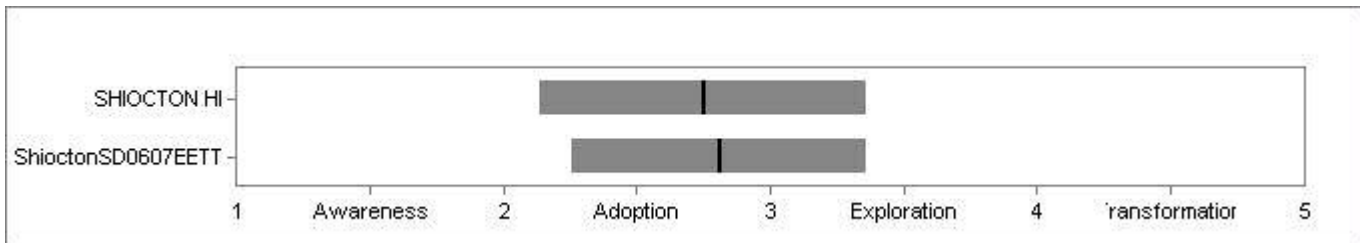
SHIOCTON HI: Mean = 4.14 Variation = 0.17
ShioctonSD0607EETT: Mean = 4.15 Variation = 0.15

Indicator: Technology-Ready Facilities




SHIOCTON HI: Mean = 3.87 Variation = 0.42
ShioctonSD0607EETT: Mean = 4.07 Variation = 0.45

Indicator: Virtual Learning Opportunities



SHIOCTON HI: Mean = 2.75 Variation = 0.61
ShioctonSD0607EETT: Mean = 2.81 Variation = 0.55

Indicator: Administrative Processes and Operations



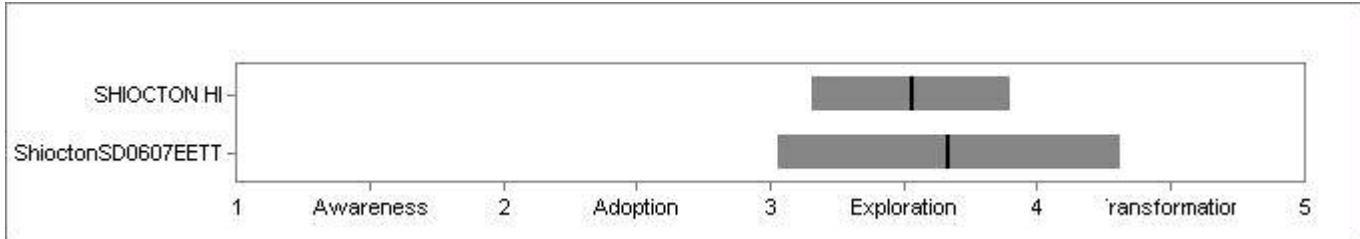
SHIOCTON HI: Mean = 4.39 Variation = 0.29
ShioctonSD0607EETT: Mean = 4.3 Variation = 0.23

Condition: Systems and Leadership




SHIOCTON HI: Mean = 3.39 Variation = 0.32
ShioctonSD0607EETT: Mean = 3.56 Variation = 0.33

Indicator: Systems Thinking and Process Reengineering



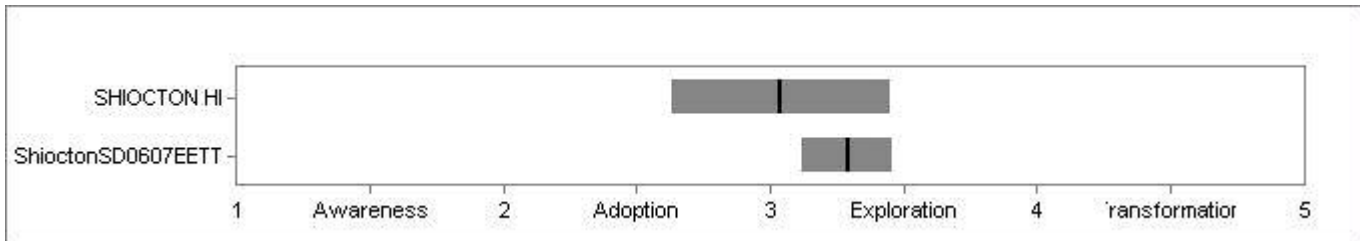
SHIOCTON HI: Mean = 3.53 Variation = 0.37
ShioctonSD0607EETT: Mean = 3.67 Variation = 0.64

Indicator: Digital-Age Standards and Assessments



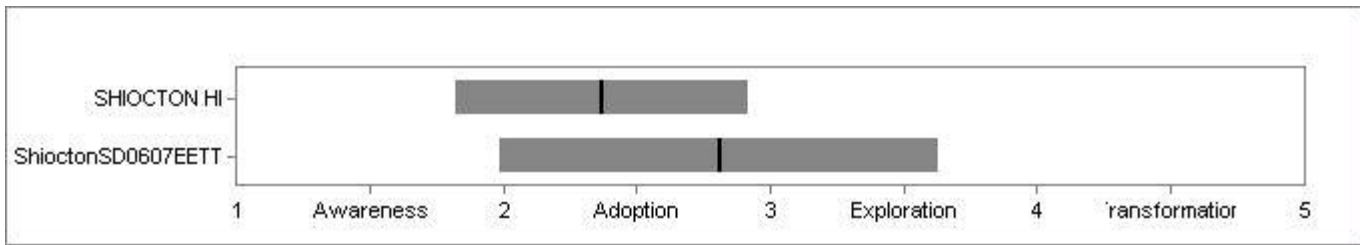
SHIOCTON HI: Mean = 3.54 Variation = 0.43
ShioctonSD0607EETT: Mean = 3.57 Variation = 0.33

Indicator: Culture of Learning and Innovation



SHIOCTON HI: Mean = 3.04 Variation = 0.41
ShioctonSD0607EETT: Mean = 3.29 Variation = 0.17

Indicator: Community Connections



SHIOCTON HI: Mean = 2.37 Variation = 0.55

ShioctonSD0607EETT: Mean = 2.81 Variation = 0.82


Indicator: Administrator Proficiency



SHIOCTON HI: Mean = 3 Variation = 0

ShioctonSD0607EETT: Mean = 3.33 Variation = 0

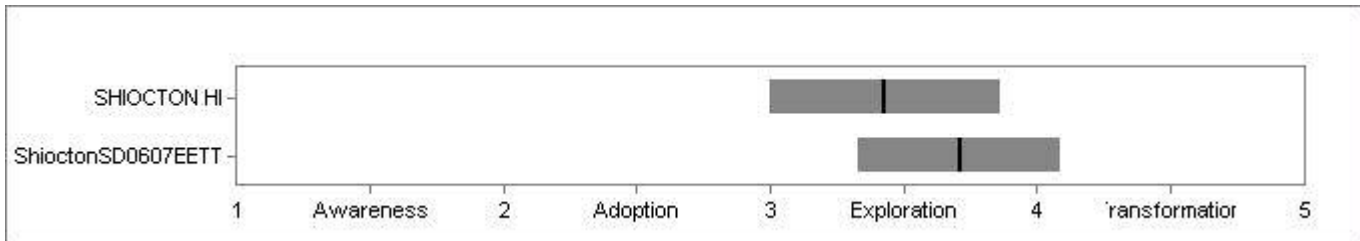
Indicator: Professional Development



SHIOCTON HI: Mean = 3.64 Variation = 0.23

ShioctonSD0607EETT: Mean = 3.69 Variation = 0.11


Indicator: Data-Driven Decision Making and Accountability



SHIOCTON HI: Mean = 3.43 Variation = 0.43

ShioctonSD0607EETT: Mean = 3.71 Variation = 0.38

Indicator: Comprehensive, Prioritized Funding



SHIOCTON HI: Mean = 4.58 Variation = 0.17
ShioctonSD0607EETT: Mean = 4.44 Variation = 0.2

enGauge Framework and Online Assessment © 2008 Learning Point Associates.